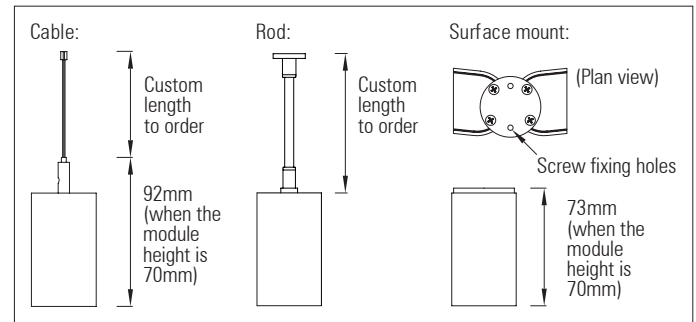
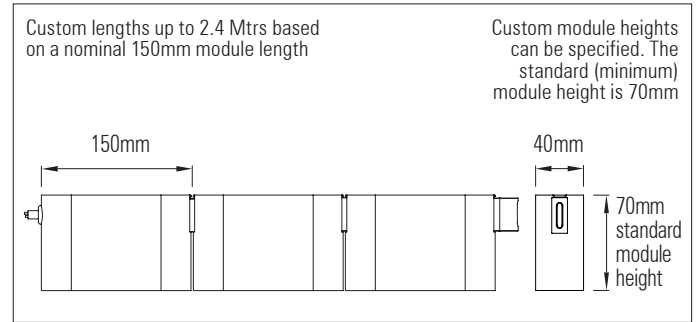
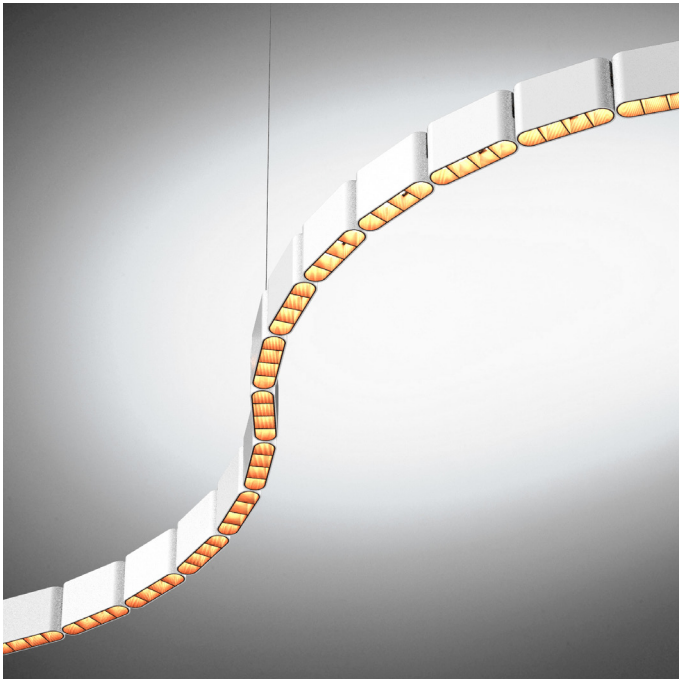


Centura 40 150 IP20

Flexible modular LED pendant lighting system

Down light - 2 or 4 x high power LEDs with lenses per module



Centura 40 150 IP20 system - Down light - 2 or 4 x high power LEDs with lenses

Modular flexible LED pendant lighting system IP20 - Down light

Product description:

Centura has an articulated linkage-joint system between modules allowing for flexibility along the major axis. This innovative modular design offers the flexibility to follow curved surfaces, encircle columns and domes, and to make irregular shaped pendants, all whilst offering excellent lighting control and uniformity. This versatility offers the ability for use in a wide range of application areas including architectural, hospitality, leisure and retail.

2 or 4 x Cree XP-E, XP-G or XQ-E LEDs or Osram Oslon LEDs with Ledil Tina2 or Heidi lenses per module. See LED / lens matrix for beam angle options

30 Volt - 48 Volt DC supply depending on application

Various LED colour temperature and CRI options available

Up to 7.5 Watts of LEDs per 150mm module, giving a light output of up to 5,500 Lumens per mtr

Integral LV DC to DC driver and remote AC to DC driver versions are available.

Dimming options available: 1 - 10V, DMX and DALI

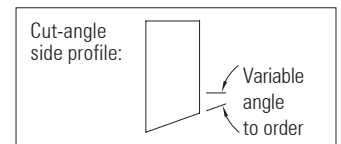
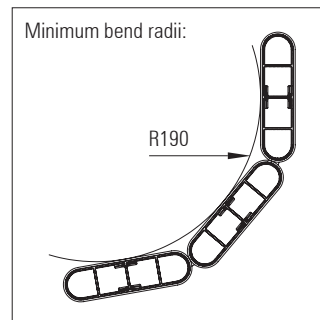
Decorative anti-glare louvred snoots with custom powder coat or anodized finishes to order. The interior louvre finish can be different from the outer body finish

Body - Satin black, satin white or any RAL powder coat or anodized finish

Louvre - Satin black or any RAL powder coat or anodized finish

Rod, cable or surface mount options. Custom solutions are also available

* RGB, RGBW, RGBA and Dynamic-white options do not use colour mixing lenses. See Centura 60 Module IP20 data sheets for versions with colour-blending lens.



Up to 5,500 Lumens per mtr

Down light LED / lens matrix	CREE XP-E		CREE XP-G	
	Tina 2	Heidi	Tina 2	Heidi
Diffused spot (D)	12 °	9 °	17 °	12 °
Real spot (RS)	11 °	8 °	15 °	9 °
Medium (M)	31 °	28 °	30 °	28 °
Wide (W)	50 °	32 °	57 °	31 °
Wide (WW)	55 °	44 °	58 °	44 °
Wide (WWW)	57 °	N/A	60 °	N/A
Elliptical (O)	32+14 °	48+10 °	35+16 °	47+14 °

Product Code	No. of LEDs per mtr.	IP	Length (mm)	LED Type	CRI	Colour Temp. (K)	Optics	Mounting Type	Cut angle(°) side profile	Finish
RAD CENTURA 40 150 FLEXIBLE DOWN IP20	4 x LEDs per module: 36mm pitch	20	150mm to 2,400mm	Cree: XP-E XP-G XQ-E	Cree: 80 90	27=2,700k 30=3,000k 35=3,500k 40=4,000k 45=4,500k 50=5,000k	Ledil: Tina2 Heidi	Steel Cable	0° - 75° Available in 5 degree increments	Body: Any powder coat or anodized finish
	2 x LEDs per module: 72mm pitch		Available in 150mm increments	Osram: Oslon	Osram: 95	* RGB * RGBW * RGBA * Dynamic white	(See LED / lens matrix)	Fixed rod Surface mount		Louvre: Any powder coat or anodized finish